

Dial-in Numbers in Invitation

Last Modified on 30/04/2026 1:57 pm HKT

Question:

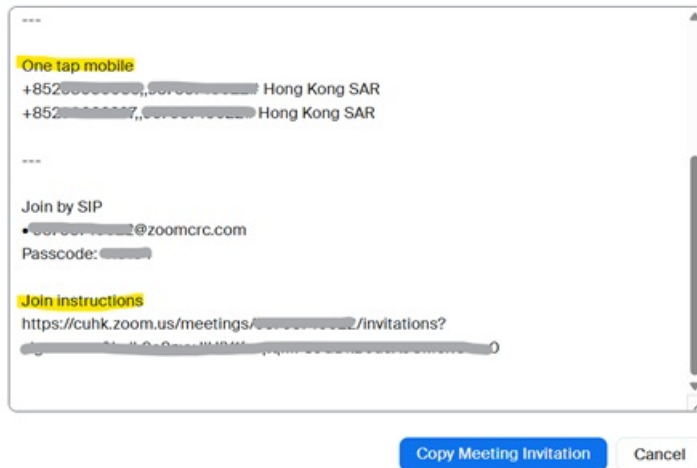
As a host, I cannot find some country/region's dial-in numbers in Meeting Invitation. What to do?

Answer:

1. Checking Dial-in Number of a Specific Country/Region

In "Copy Meeting Invitation", host may find that only one country/region dial-in number is shown in "One tap mobile" session. By default, it will only show number of Hong Kong SAR.

Copy Meeting Invitation



In this case, go to the link of "Join instructions" in the invitation and check whether "Dial by your location" session has the desired country/region.



[redacted] is inviting you to a scheduled Zoom meeting.

Topic: [redacted]

Time: [redacted] 11:00 AM [redacted]

Join Zoom Meeting

<https://cuhk.zoom.us/j/93758745022?pwd=8mpHKbozioHafdimalqxmuMwK71uS8f.1>

Meeting ID: [redacted]

Passcode: [redacted]

One tap mobile

+852 [redacted] Hong Kong SAR

+852 [redacted] Hong Kong SAR

Dial by your location

- +852 5808 6088 Hong Kong SAR
- +852 3008 3297 Hong Kong SAR
- +852 5803 3730 Hong Kong SAR
- +852 5803 3731 Hong Kong SAR
- 800 931 645 Hong Kong SAR Toll-free
- 800 906 780 Hong Kong SAR Toll-free
- 800 931 189 Hong Kong SAR Toll-free
- +1 564 217 2000 US
- +1 646 931 3860 US
- +1 669 444 9171 US
- +1 669 900 6833 US (San Jose)
- +1 689 278 1000 US
- +1 719 359 4580 US
- +1 929 205 6099 US (New York)
- +1 253 205 0468 US
- +1 253 215 8782 US (Tacoma)
- +1 301 715 8592 US (Washington DC)
- +1 305 224 1968 US
- +1 309 205 3325 US
- +1 312 626 6799 US (Chicago)
- +1 346 248 7799 US (Houston)
- +1 360 209 5623 US
- +1 386 347 5053 US
- +1 507 479 4847 US

A “Find your local number” link is also provided in the instructions page for showing all supported country/region’s dial-in number:

- 833 548 0276 US Toll-free
- 833 548 0282 US Toll-free

Meeting ID: [redacted]

Find your local number: [https://cuhk.zoom.us/\[redacted\]](https://cuhk.zoom.us/[redacted])

2. Changing default dial-in number list of your meeting

The host can also change the default dial-in number country/region shown in the meeting invitation.

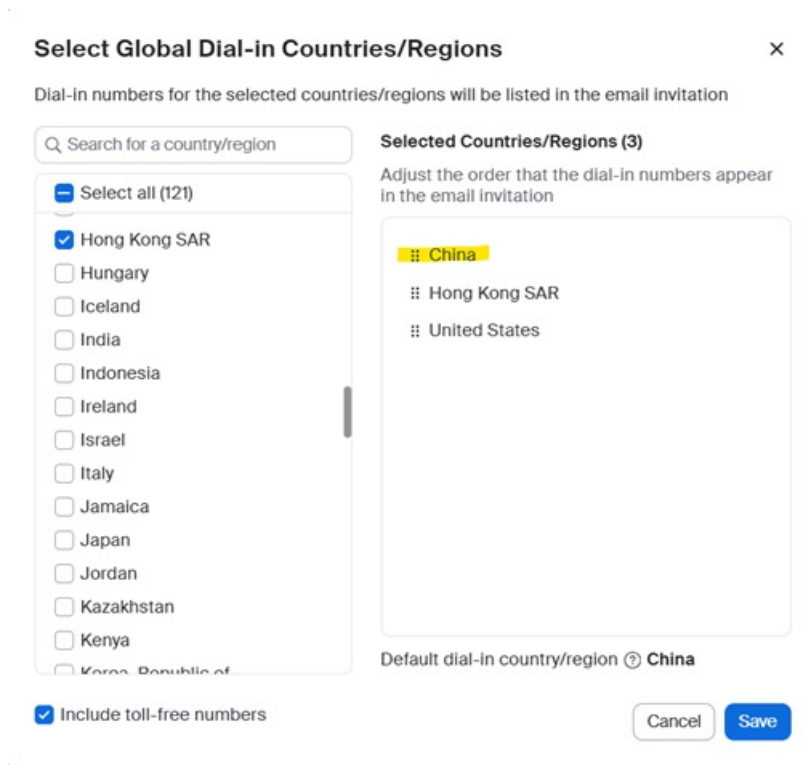
Navigate to meeting’s edit page, click the Pen logo in “Audio”



Then, add the county/region by ticking it in the left menu, followed by moving it to the top of the list on the right

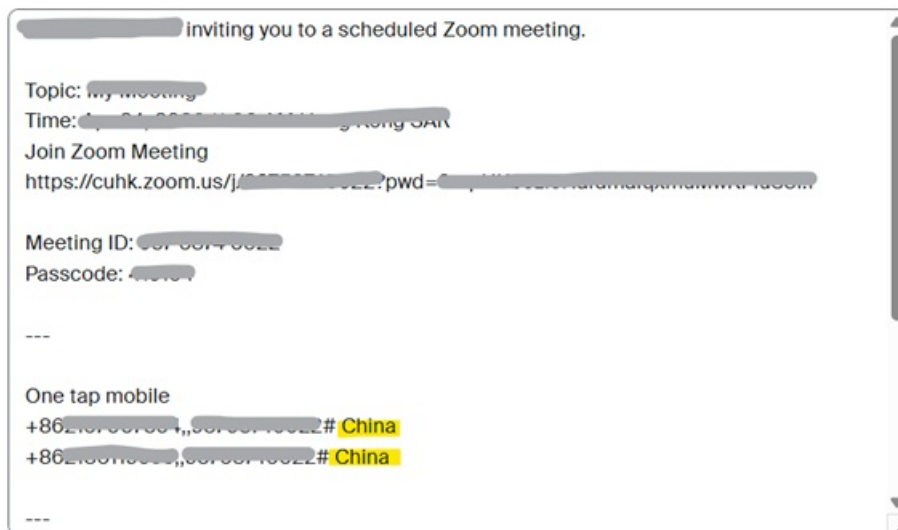
menu. Click "Save".

In this example, "China" is added and moved to the top of the list.



The Meeting Invitation will show the new default country in "One tap mobile" session.

Copy Meeting Invitation



If you have questions, please contact us at elarning@cuhk.edu.hk / ITSC Service Desk (<https://servicedesk.itsc.cuhk.edu.hk>).