

Require CUHK Authentication for your Qualtrics survey projects (only works for Staff and Student)

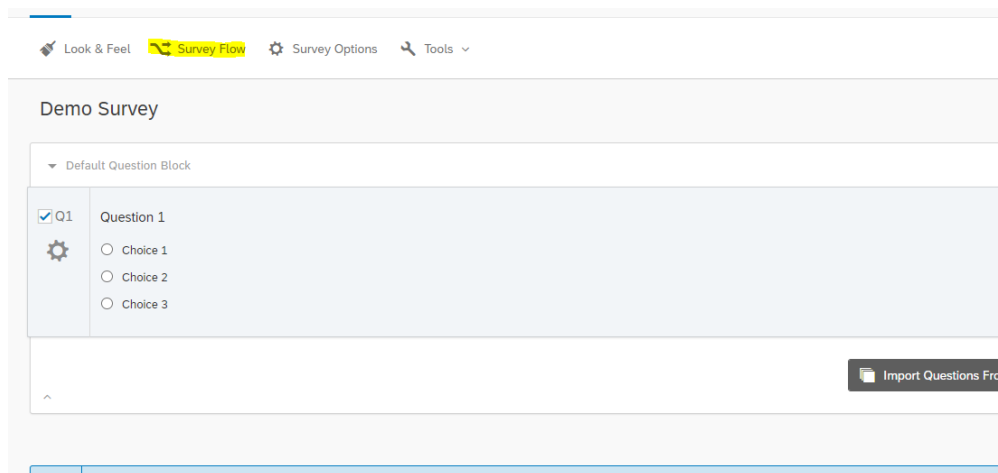
Last Modified on 01/09/2020 10:29 pm HKT

Overview

The article illustrates the steps to set up CUHK Authentication for your Qualtrics survey projects. It works for Staff users and Student users,

Steps

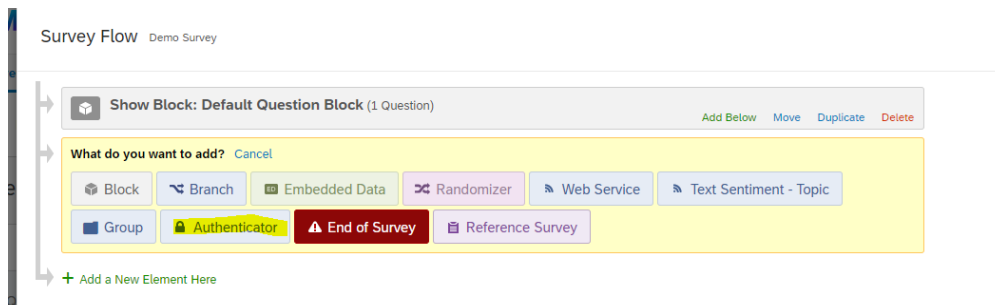
1. Click the “Survey Flow” button at the top of the page:



2. Click the “Add a New Element Here” link

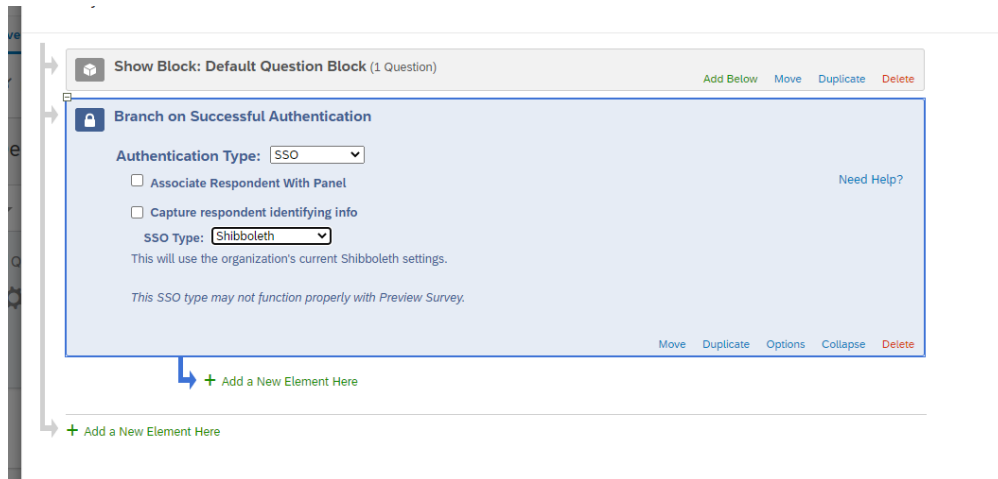


3. Select the “Authenticator”

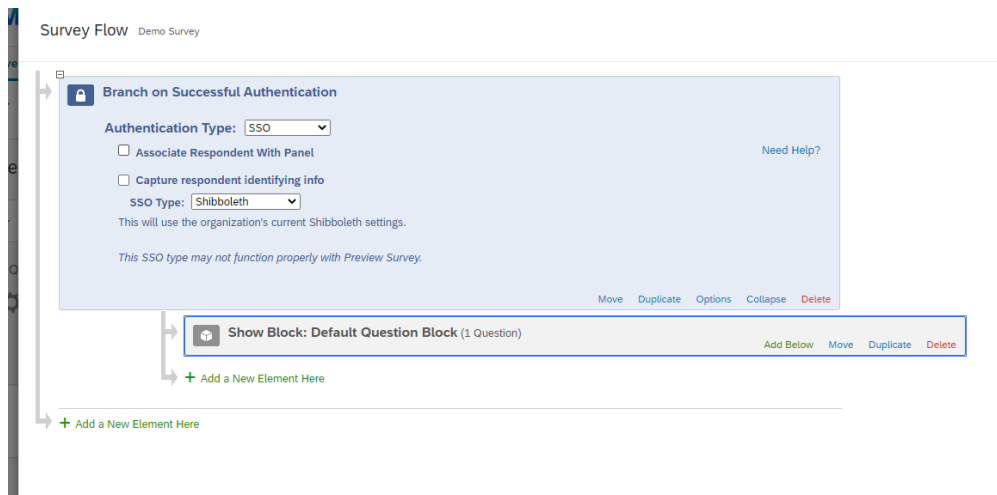


4. Configure the Authenticator as follows:
 - a. Select the “Authentication Type” to “SSO”
 - b. Uncheck the “Associate Respondent With Panel” checkbox
 - c. Select the “SSO Type” to “Shibboleth”

Questions: elarning@cuhk.edu.hk



5. Click the “Move” link of the “Show Block: Default Question Block” and drag the box under the authenticator.



6. Final click the “Save Flow” button at the bottom of the page to save the changes.